

# RESTORING MISSISSIPPI OYSTER INDUSTRY

## Restore, Enforce and Marketing

Presented to the  
Oysters in the Economy Committee  
of the Governor's Oyster Restoration and  
Resiliency Council

Prepared by  
BENEDICT POSADAS, Ph.D.  
Associate Extension Research Professor of Economics  
Mississippi State University  
<http://www.coastal.msstate.edu/OysterMSRestore.html>

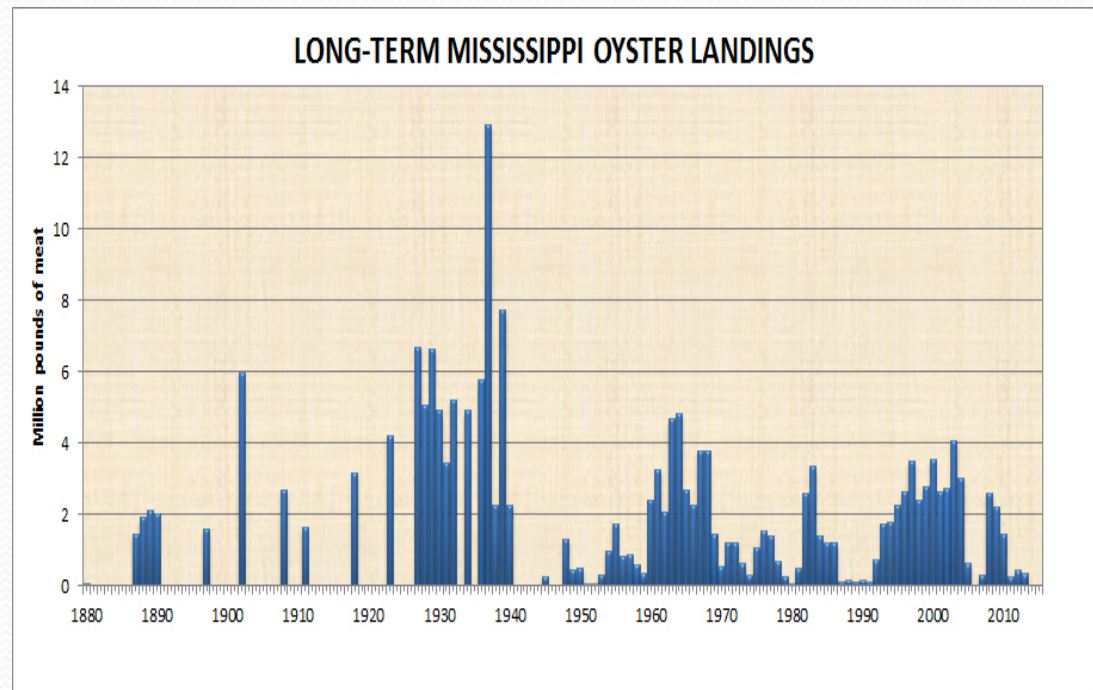


# Economic Initiatives

1. Reef productivity
2. Restore reefs
3. User conflicts
4. Marketing
5. Enforcement
6. Technical assistance
7. Waterfront facilities
8. Funding opportunities

# Increase oyster reef productivity

1. Oyster relaying
  - Public reefs
  - Private leases
2. Cultch planting
  - Shell recycling
  - Concrete balls
3. Gear modifications
  - Basket dredge
4. Oyster aquaculture
  - Public hatchery
  - Private nurseries
5. Closures
6. Quotas







# Rebuild public reefs and develop private reefs

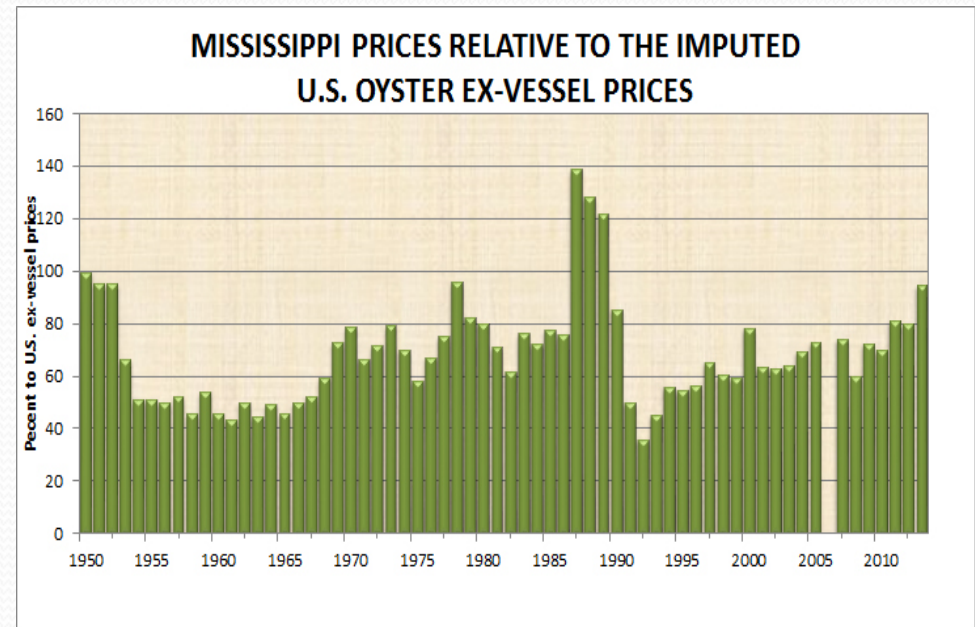
1. Oyster relaying
  - Public reefs
  - Private leases
2. Cultch planting
  - Shell recycling
  - Concrete balls
3. Oyster aquaculture
  - Public hatchery
  - Private nurseries

# User conflicts

1. Marine spatial planning
  - Current uses
  - Future uses
    - 10-years hence
    - 20-years hence
2. Community outreach
  - Coastal communities
  - Current users
  - Future users

# Marketing

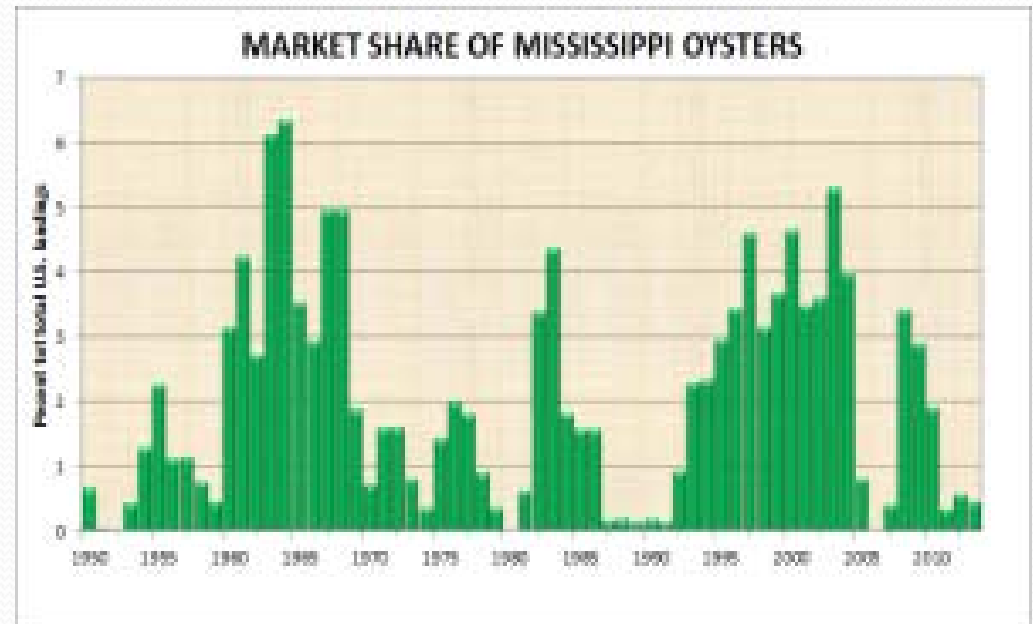
1. Mississippi brands
  - Sustainable fisheries
  - Least Vibrio cases
2. Traceability
  - Know your oysterman
  - Know your processor
3. Mississippi MarketMaker





# Enforcement

1. Harvesting
  - Gear restrictions
  - Refrigeration
  - Licensing
  - Size limits
2. Closures
  - Seasonal
  - Quotas





# Technical assistance

1. Licensing
2. Good stewardship
3. Gear modifications
  - Basket dredge
4. Harvesting practices
5. Seafood safety
6. Marketing





# Waterfront facilities

1. Loading and unloading
2. Docking and repair
3. Fuel, oil and ice
4. Retail and wholesale

# Funding opportunities

- Uses of Funds:
  - Gear modifications
  - Disaster assistance
  - Cultch planting
  - Oyster relaying
- Sources of Funds:
  - Oyster licenses
  - Shell retention fees
  - Disaster grants

| 2009 Economic Impacts of Mississippi Oyster Industry By Sector Without Imports |                     |             |                      |                           |                            |
|--|---------------------|-------------|----------------------|---------------------------|----------------------------|
| Sector   | Sales impacts (M\$) | Job impacts | Income impacts (M\$) | Value-added impacts (M\$) | Indirect tax impacts (M\$) |
| Harvesting   | 9.77                | 199         | 3.02                 | 4.38                      | 0.30                       |
| Processing   | 2.62                | 35          | 1.04                 | 1.30                      | 0.05                       |
| Wholesaling  | 1.58                | 17          | 0.56                 | 0.70                      | 0.21                       |
| Fish markets   | 0.83                | 20          | 0.41                 | 0.50                      | 0.12                       |
| Restaurants  | 8.92                | 292         | 3.97                 | 5.02                      | 0.48                       |
| Total  | 23.72               | 562         | 9.00                 | 11.90                     | 1.15                       |





# **RESTORING MISSISSIPPI OYSTER INDUSTRY: Restore, Enforce and Marketing**

Read more at:

<http://www.coastal.msstate.edu/OysterMSRestore.html>